

# Forest resources in Central Europe for regional and global markets – a case study from Poland

*Exit from FSC*

Prof. Dr. Piotr S. Mederski, Dr. Mariusz Bembenek



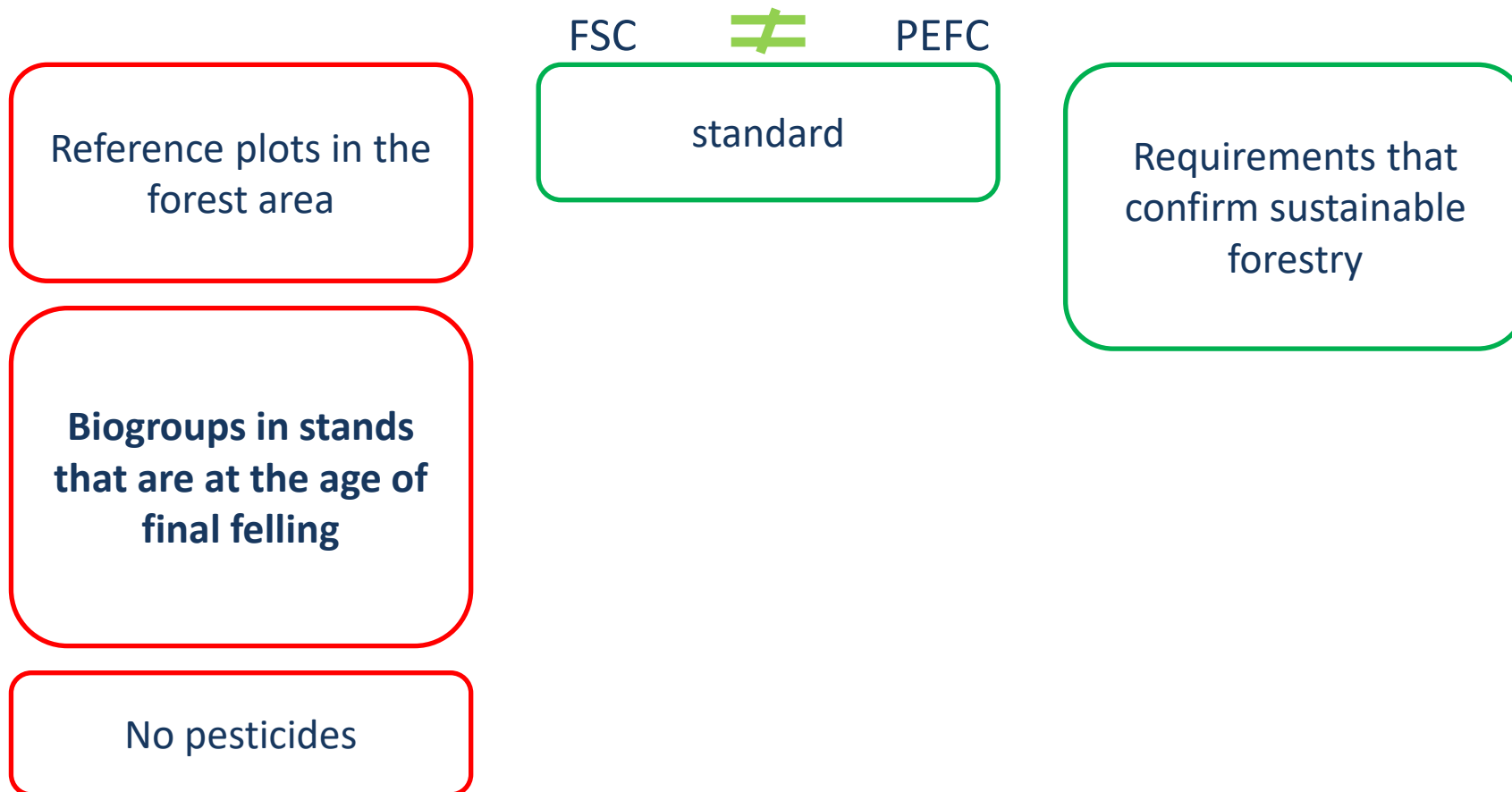


Forest Stewardship Council®  
FSC® Poland

## FSC® NATIONAL STANDARD OF FOREST MANAGEMENT

FSC National Standard of Forest Management in Poland  
FSC-NSTD-FM-PL approved





6.2.10. Conservation zones and protection areas shall have been selected to maximise their contribution to the conservation and protection of biodiversity in relation to their size (for example through the creation of conservation corridors, protected wetland areas and consolidation of natural areas). The size and location of conservation zones and protection areas shall be sufficient overall to ensure the continuing presence of rare, threatened or endangered species (see 6.2.1L. and annex no 1), as well as representative sample areas (see Criterion 6.4). Total area selected

in order to biodiversity protection according to indicators 6.2.10 and 6.4.1 is not less than 10 % of the FMU under assessment (see also 6.4.1).

**6.4. Representative samples of existing ecosystems within the landscape shall be protected in their natural state and recorded on maps, appropriate to the scale and intensity of operations and the uniqueness of the affected resources.**

**6.4.1 Large FMU-s:** FM shall select, record on maps and keep representative samples of ecosystems existing in the landscape (Representative Sample Areas). The Representative Sample Areas shall be first selected from the existing natural ecosystems or the ecosystem at the stage the most resembling the natural state. These areas, according to their plans, shall be set aside.

*Field inspection, documents review*

Indicator 6.4.1 should take 2, 3, 4, 5% of certified area?

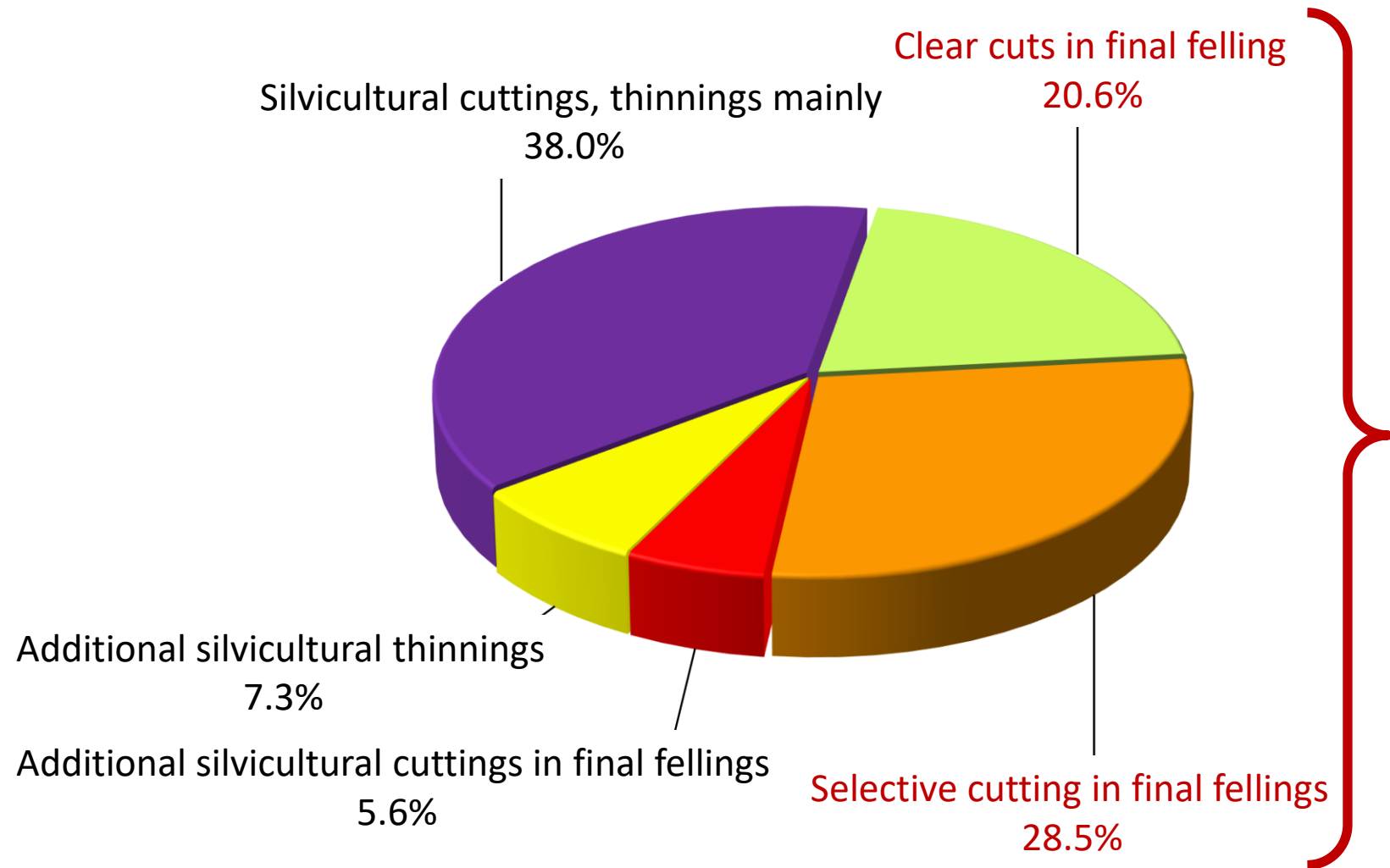
6.3.11. Large and FMU-s: For forest stands after the cutting age it's fragments intended for cutting in first 10 years, with minimal area equal to 5% and not smaller than 0,05 ha shall remain for natural death and wood decay.

*Field inspection, interview with employees, documents review*

6.3.11. =

5% of all final felling stands, mature stands

## How much of final felling stands?



Timber harvesting in final fellings and thinnings, the State Forests 2020



**Opportunity costs (with data from 2020):**

Total timber harvesting: 36 632 000 of merchantable timber

in final fellings ca **20 000 000**

x **0,05**, left in final fellings = **1 052 631.58** m<sup>3</sup>

x **41€** = **43 mil €**

/25 671 = **ca 2 000 €** per one employee of the State Forests

average price for timber in three quarters of 2020



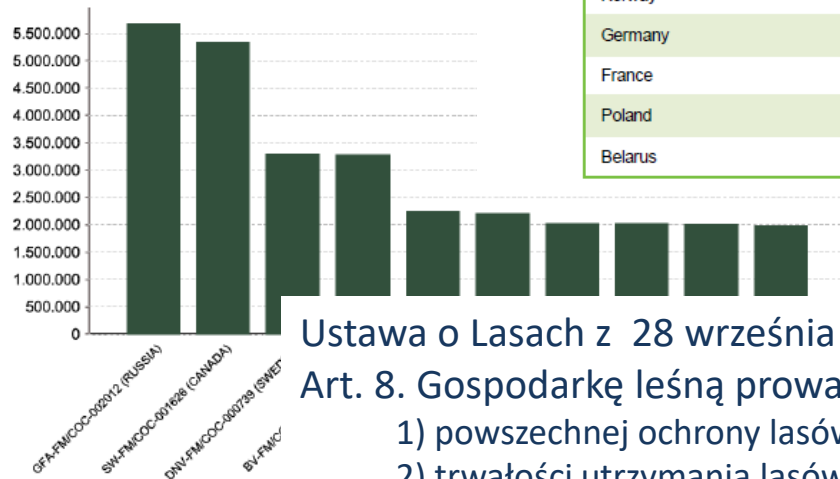


\* bez 3 nadl. puszczańskich  
w RDLP w Białymstoku

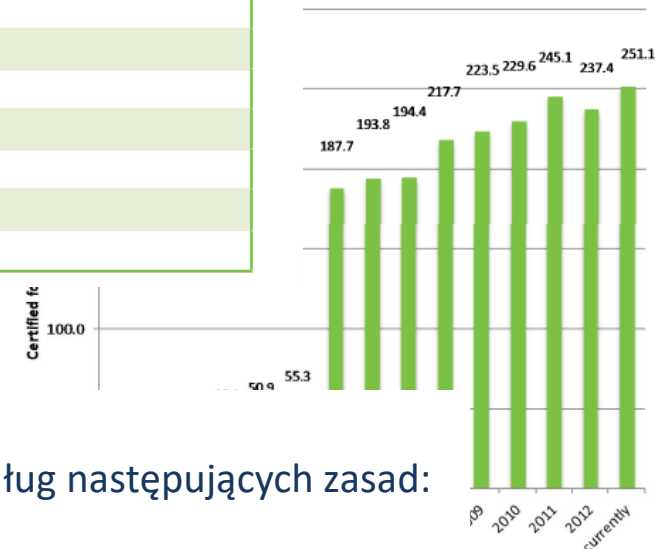
## Top Ten – Certified Forest Area

Country	Certified Area (ha)
Canada	117'450'074
USA	34'058'818
Finland	20'930'633
Australia	10'303'914
Sweden	9'274'360
Norway	9'125'902
Germany	7'389'672
France	7'314'142
Poland	7'304'356
Belarus	5'941'700

Ten largest FSC certificates



## Growth



Ustawa o Lasach z 28 września 2691 roku:

Art. 8. Gospodarkę leśną prowadzi się według następujących zasad:

- 1) powszechnej ochrony lasów,
- 2) trwałości utrzymania lasów,
- 3) ciągłości i zrównoważonego wykorzystania wszystkich funkcji lasów,
- 4) powiększania zasobów leśnych.